



User Guide for Sorting Utility for Bangla

05.05.2005

Bangladesh Country Component

PAN Localization Project

BRAC University, Bangladesh

Table of Contents

| | | |
|---|--|---|
| 1 | Introduction..... | 3 |
| 2 | Running and Using the Application..... | 3 |

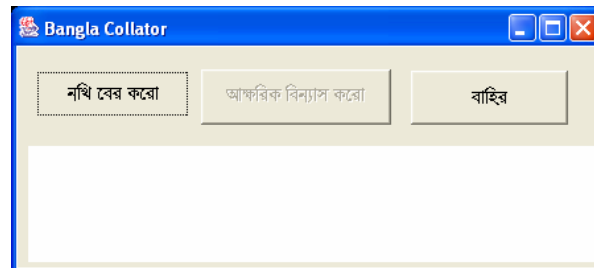
1 Introduction

This document explains how to use the Sorting Utility for Bangla.

2 Running and Using the Application

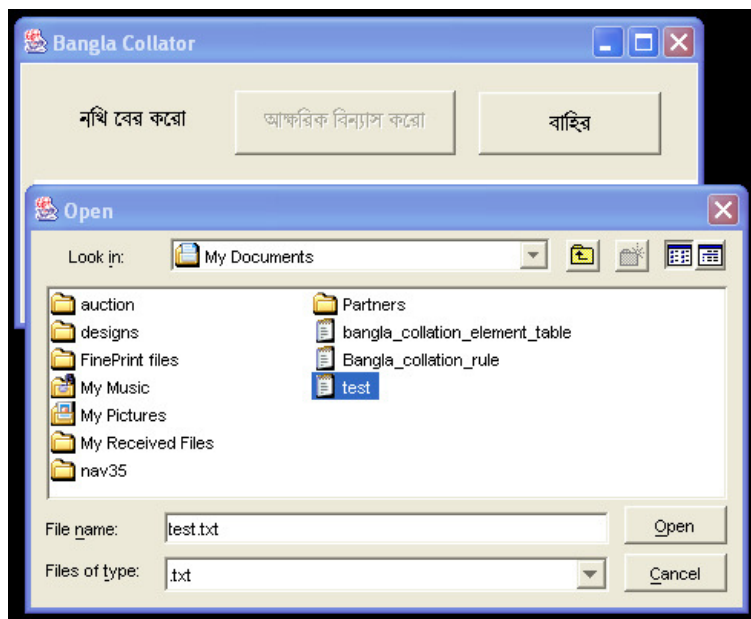
After the successful installation of software and all its dependencies, follow the steps below to start the application.

The sorting utility is a executable JAR file. The utility contains 3 buttons.

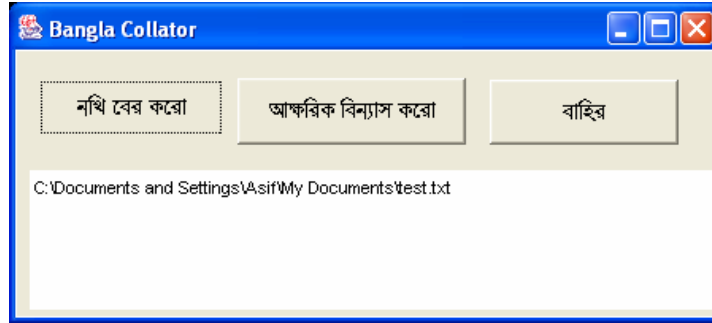


Bangla Sorting Utility using Bangla Collation

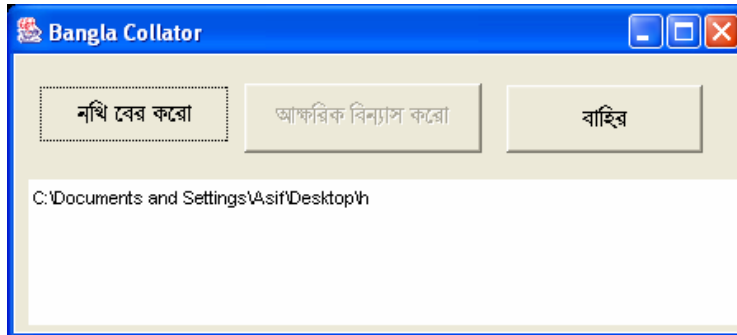
The left button should be pressed first to locate the input file (which could be any Unicode text file containing Bangla words). . After selecting the input file the middle button should be pressed which would prompt the user to save the output file with a name in a selected location.



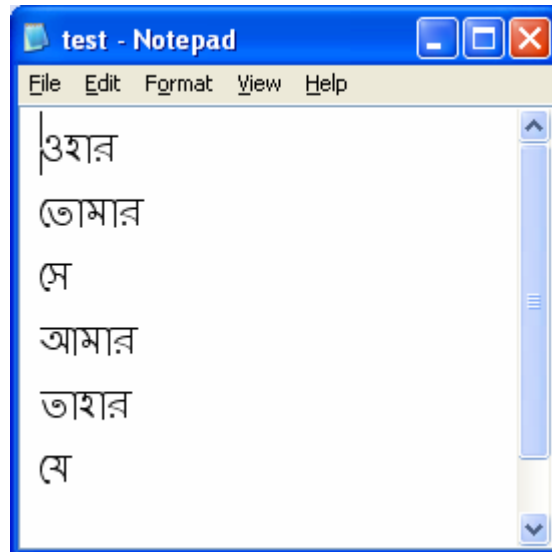
The input file is chosen and it is sorted by pressing the middle button.



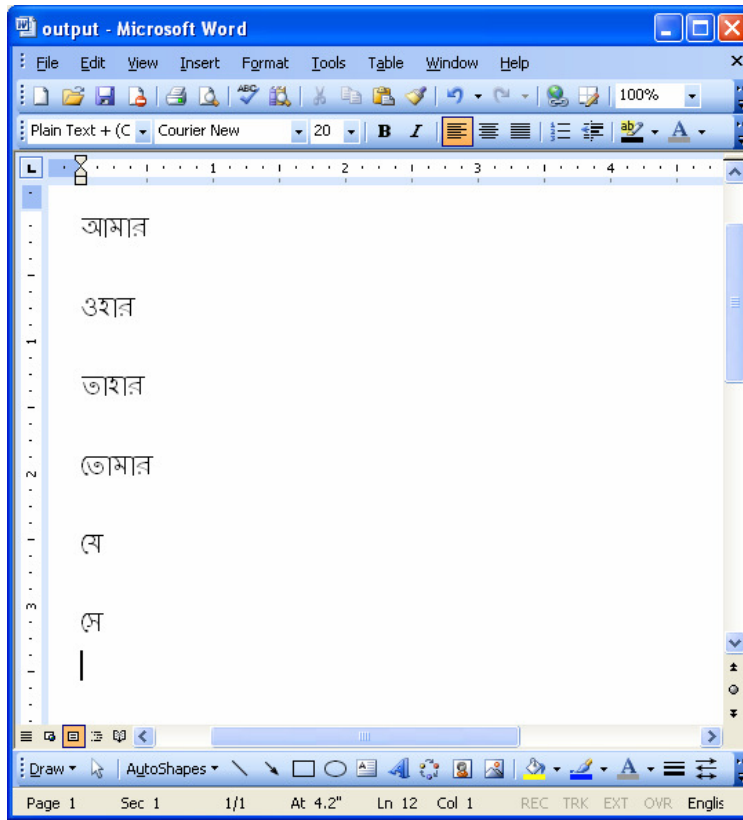
File path of input file



File path of Output file.



Input file with sample words (unsorted)



Sorted output file

The right button is the exit button which can be used to exit the program in any situation.