



User Manual

For

KHMER Conversion Utility

January 22, 2006

Cambodia Country Component
PAN Localization Project
PAN Localization Cambodia (PLC) of IDRC

Table of Contents

1	Introduction.....	4
2	Running the Application	4
3	Using Application.....	4

1 Introduction

Khmer Unicode Conversion is an application generated specifically for converting non-Unicode font based on Microsoft Office document as well as text file format into Unicode font. This document explains how to use this application.

2 Running the Application

After the successful installation and all its dependencies, you can run Khmer Unicode conversion by clicking “**Khmer Conversion**” button that already embedded to Microsoft Office application.

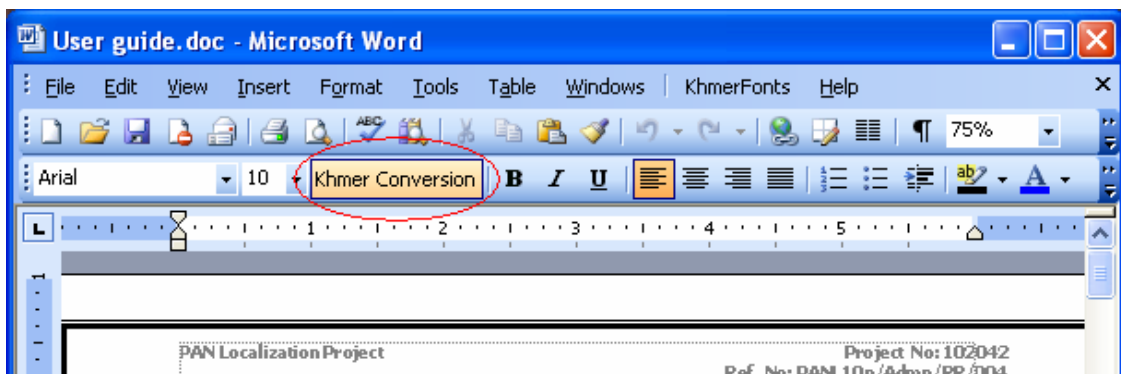


Figure 1: Microsoft Word Conversion Application

3 Using Application

1. Convert Microsoft Word Document

After clicking “**Khmer Conversion**” button:

1. Click “**Browse**” to point to document to be converted
2. Click “**Save As**” to set output file(in case you don't want to get default output file, automatically generate after clicking “**Browse**” button)
3. Click on “**To Unicode**” button to process conversion
4. After the conversion, there is a message “The document has converted completely!” Click “**OK**” button then the converted file is loaded.

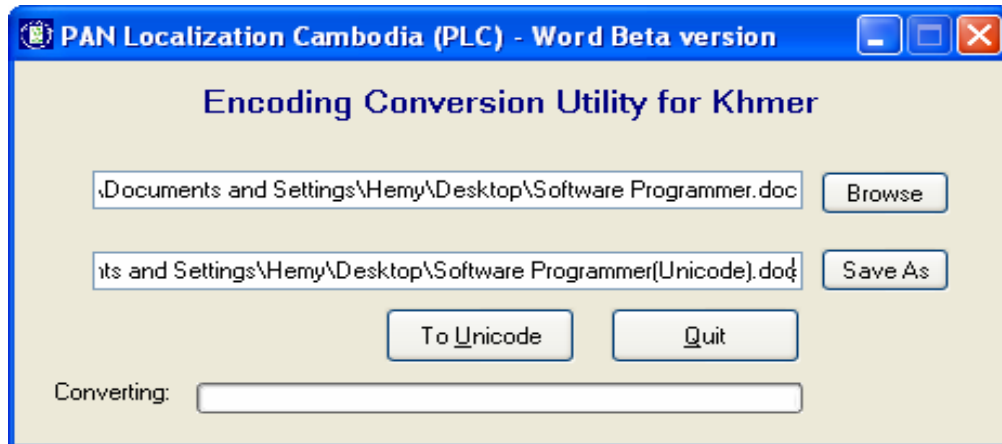


Figure 2: Khmer Unicode Conversion Microsoft Office

2. Convert text files

To run Stand Alone Application (Khmer Unicode Conversion)

1. Click **"Start Menu"**
2. Programs
3. Khmer Unicode Application
4. Click **"Unicode Conversion"** and "Switched box" will appear on screen
5. Choose **"Khmer Conversion(Text file)"** option
6. Click **"OK"**

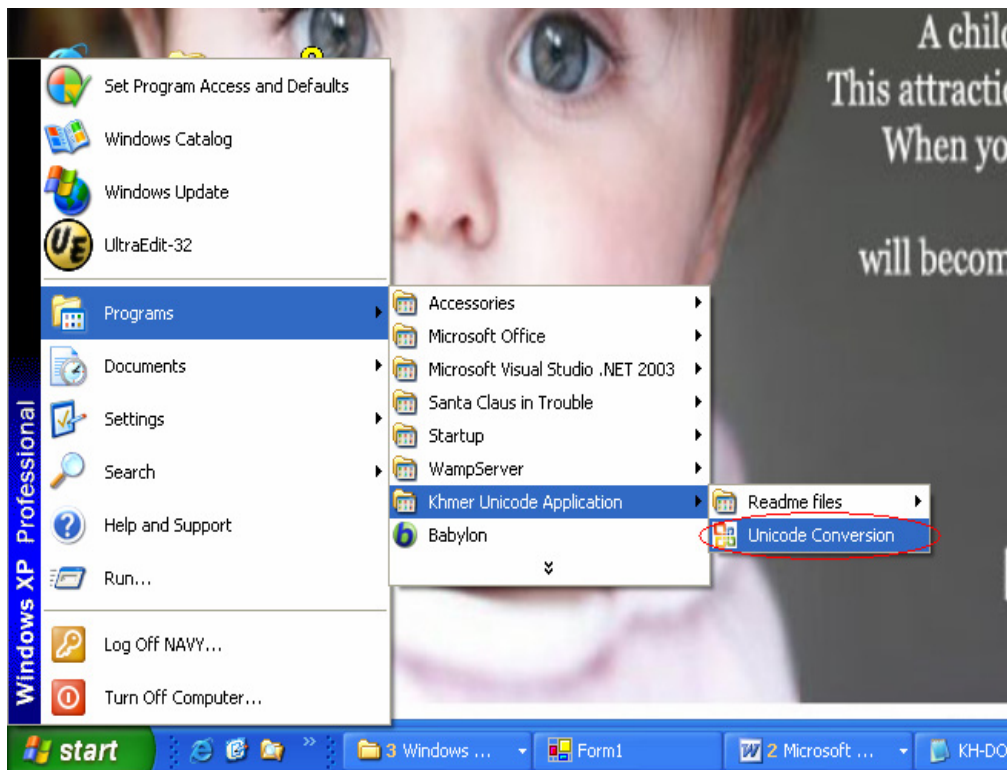


Figure 3: To Stand Alone Application

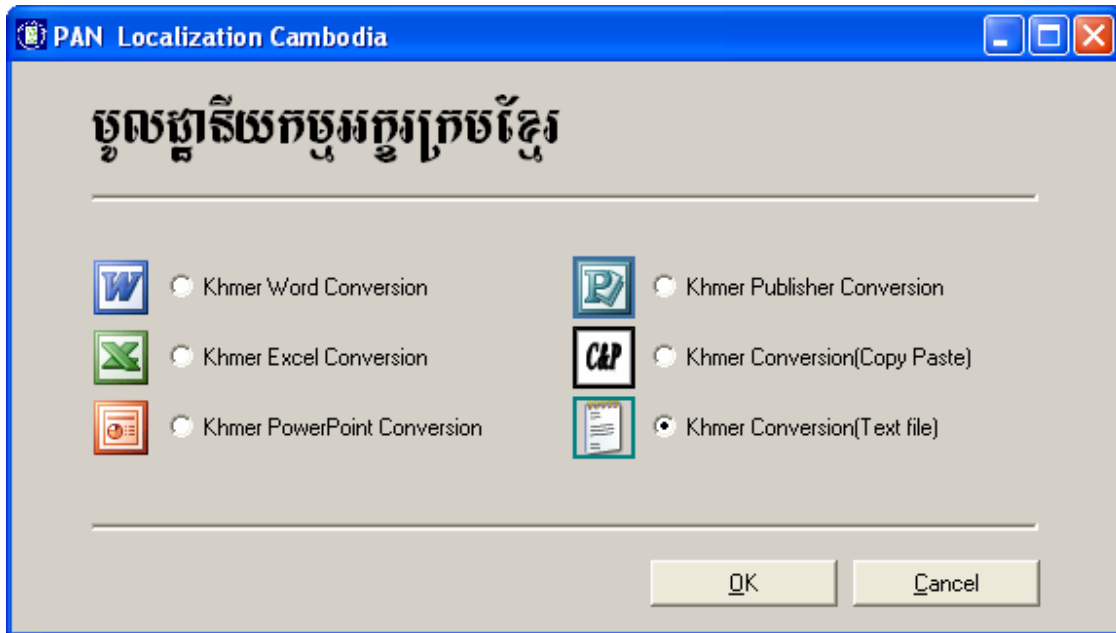


Figure 4: Selection Board

To Use Khmer Conversion (Text file)

1. Click **“Browse”** to point to Text file to be converted
2. Click **“Save As”** to set output file (in case you don't want to get default output file, automatically generate after clicking **“Browse”** button)
3. Choose particular font (Limon, ABC, ABC Zero SPACE, Khek Family, FK Family)
4. Click **“To Unicode”** button.

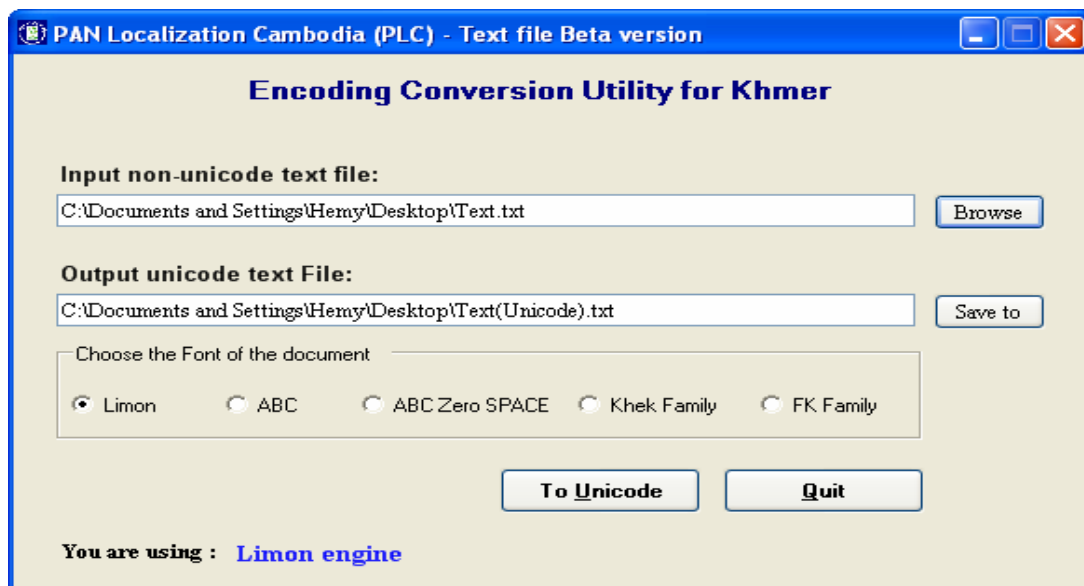


Figure 5: Text files Unicode Conversion

Convert by Copy/Paste Text

In **Selection Board**, choose **“Khmer Conversion (Copy/Paste)”** and Click **“OK”** button:

1. Type or Paste the non-Unicode text into the Non-Unicode Text Content Box
2. Choose particular font (Limon, ABC, ABC Zero SPACE, Khek Family, FK Family)
3. Click **“To Unicode”** button

Figure 6: Unicode Conversion “Copy/paste” Text

