



User Manual

For

Khmer Line Breaking

January 22, 2006

**Cambodia Country Component
PAN Localization Project
PAN Localization Cambodia (PLC) of IDRC**

Table of Contents

1	Introduction.....	4
2	Running the Application	4
3	Using Application.....	5

1 Introduction

Line Breaking is a utility for breaking Khmer Unicode text up into lines in such a way that words are not divided across two lines (or are hyphenated). The reference is based on CHUON NATH Dictionary, which is the only Official One in Cambodia.

2 Running the Application

After the installation of software and all its dependencies, the application can be started in two different ways:

1. The “Line Breaking” button embedded to Microsoft Word and Application. (Figure 1)
2. In program menu startup (Figure 2).

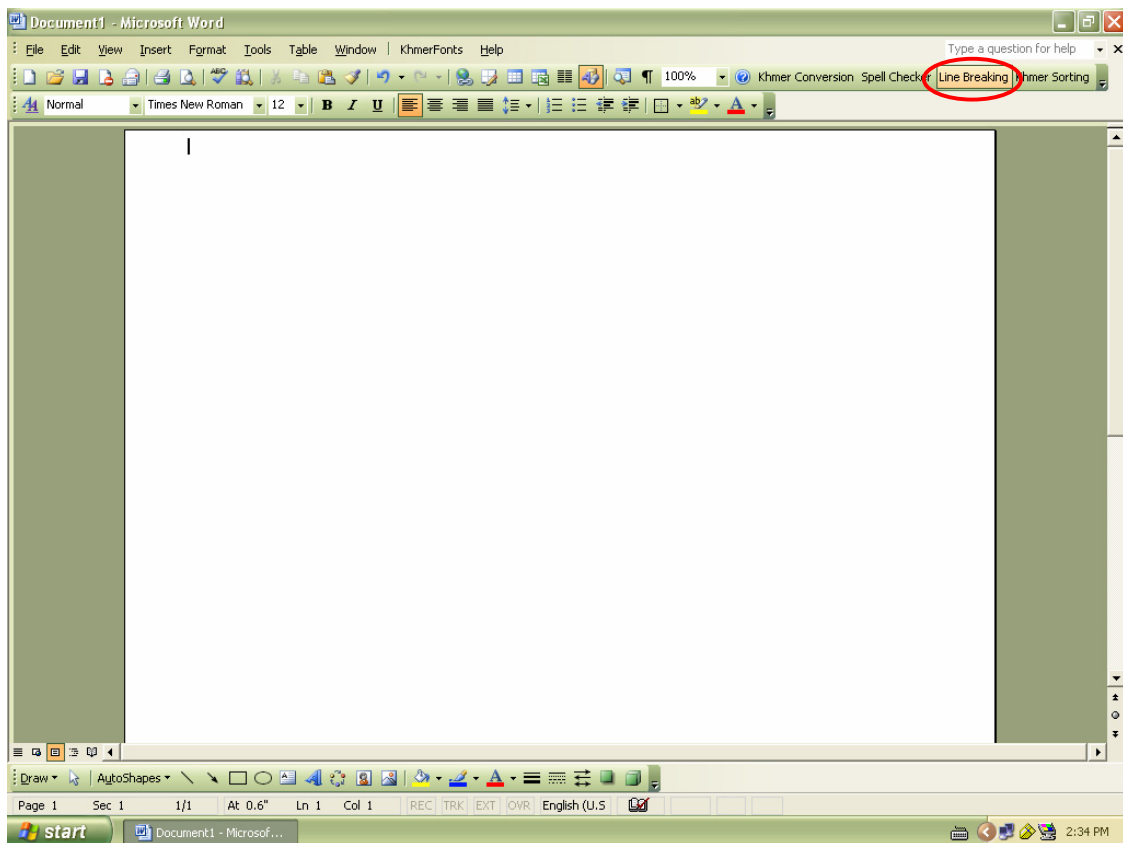


Figure 1: Line Breaking Embedded to Microsoft Word Application

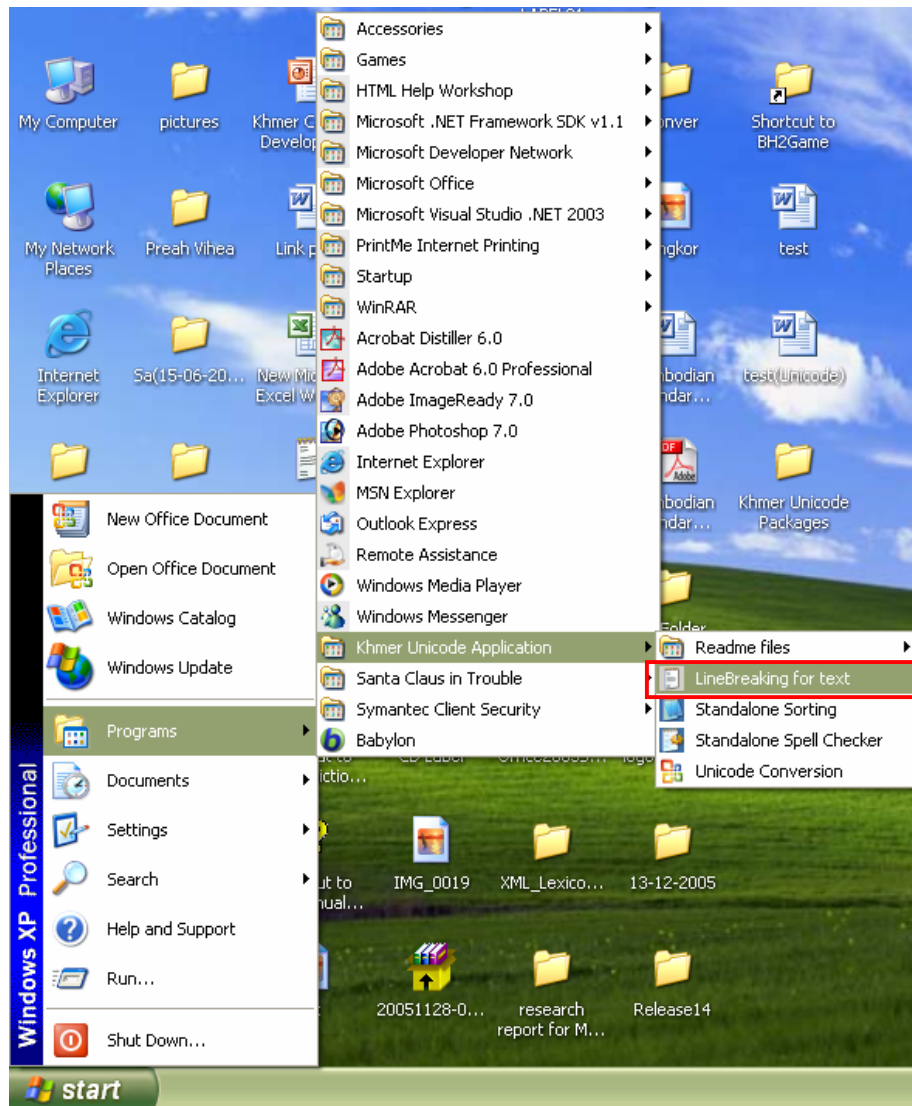


Figure 2 : Start up Line Breaking Application

3 Using Application

1. Line Breaking in Word Document

1. Click on the button “Line Breaking”

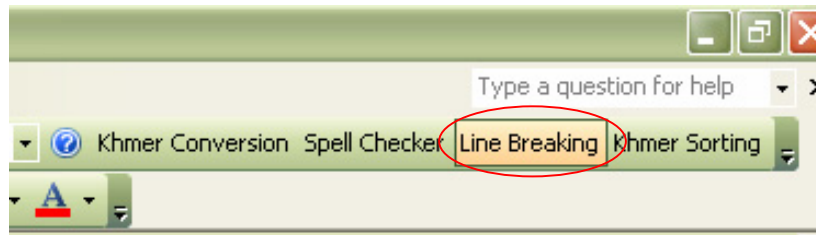


Figure 3 Line Breaking Button in Ms Word

2. Line Breaking for Text Files

1. Go to "Start" menu
2. Select "Programs"
3. Choose "Khmer Unicode Application"
4. Choose "Line Breaking for Text".
5. Click "Browse" to browse the file to be wrapped
6. Click "Save to" to select the destination file if you don't want to use the default name.
7. Click on "Wrap the text" button
8. After the word wrapping, there is a message "Already finished wrapping...".

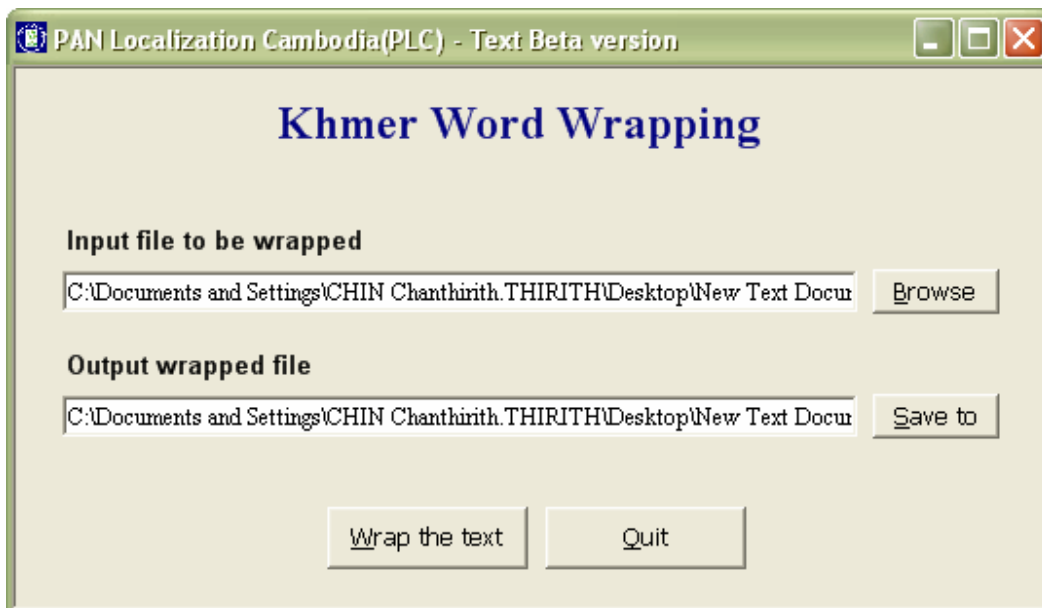


Figure 4: Text files Khmer Word Wrapping